

GLASS DOOR MERCHANDISER FREEZER SWING DOORS

Project Name: _____

Project Location: _____

Model #: _____ Quantity: _____

Available Warehouse: _____

EM Series

Model: EMGF69



Refrigeration System

- Bottom mounted, self-contained and fully detachable Blizzard R290 condensing unit uses environmentally friendly, EPA-compliant R290 refrigerant with zero (0) Ozone Depletion Potential (ODP) and three (3) Global Warming Potential (GWP). Blizzard R290 is easily replaceable and requires no on-site brazing.
- Electronically commutated (ECM) fan motors achieve rapid cooling with less energy consumption.
- Full-length air duct and airflow guard ensure optimal cold air circulation.
- Air circulation guard keeps floor vents from obstruction.
- Time-initiated and temperature-terminated auto defrost heater.
- Large capacity, corrosion-resistant condenser and evaporator coils.
- Self-maintaining, energy-efficient condensate drain pan requires no external drains or electric heaters.
- High performance, auto-reverse condenser fan motor supports compressor ventilation and condenser coil cleaning.
- Pressure relief devices allow rapid cabinet re-entry.
- Pre-wired and ready to plug, 115V/60Hz/1Ph, NEMA 5-20P.

Cabinet Construction

- Heavy duty white coated steel interior / exterior.
- Open spaced interior with no walls between compartments.
- Stainless steel floor interior has rounded corners and detachable drain plug for ease of cleaning.
- 2.5" thick high density polyurethane insulation.
- Six 5" swivel casters with locks on front set and three leg stabilizers.

Lighting

- Shielded LED bar lighting with on/off switch provides bright, high color illumination at lower heat output.

Doors

- Low emissivity double glass panes reflect UV rays for efficient cooling.
- Matte finish aluminum door frames.
- Frame heaters prevent exterior moisture build up.
- Defroster strips keep glass planes clear and fog-free.
- Self-closing with adjustable torsion system for a positive seal.
- Snap-in magnetic door gasket make cleaning and replacement an easy process.
- High strength, die-cast door handles.
- Pre-installed door locks keep your items safe from theft.

Shelving

- Four epoxy coated, steel wire shelves with airflow guard per section.
- Height adjustable stainless steel clips.

Temperature Control

- Multi-function digital controller with easy to read LED display.
- Factory preset temperature, -4°F. Temperature setting range from -10°F to 54°F.

Options

- Additional shelving.
- 3" swivel casters with locks.
- 3.5" – 6" height-adjustable and interchangeable legs.



Please visit our website for updated Energy Efficiency information

| Ref/ Frz/Dual | Doors | Capacity Cu. Ft. | Shelves | Refrigerant | HP | Power V-Hz-Ph | Amps | Crated Weight | Exterior Dimensions | | |
|------------------|-------|---------------------|---------|-------------|-----------|------------------|------|---------------------|---------------------|--------------------|---------------------|
| | | | | | | | | | L | D | H* |
| FRZ | 3 | 69 | 12 | R-290 | 1-1/4 x 2 | 115-60-1 | 16 | 1125 lbs (510kg) | 74.75" (1899mm) | 31.625" (803mm) | 80.125" (2035mm) |

(†)Based on evaporating temperature of 23°F (-5°C) & condensing temperature of 131°F (55°C). (►) Product capacity is calculated based on standard industry figures. (✳) Reference plan view for clarification on caster/unit height. If dimensions and capacity are critical, please contact Everest Refrigeration. Blizzard R290 replacement is at the sole discretion of Everest Refrigeration. Specifications subject to change without notice.

GLASS DOOR MERCHANDISER FREEZER SWING DOORS

EM Series Model: EMGF69


DIMENSIONAL DATA

| | | |
|--------------------------|----|-------------------|
| External Dimensions | L | 74.75" (1899mm) |
| | D | 31.625" (803mm) |
| | H* | 80.125" (2035mm) |
| Crated Weight | | 1125 lbs. (510kg) |
| Doors/Drawers/Lids | | 3 |
| Max Weight Support (LBS) | | - |

STORAGE DATA

| | |
|-----------------------------------|----|
| Net Capacity Cu. Ft. [†] | 69 |
| Shelves | 12 |
| Barrels | - |
| 20 oz. Bottles | - |
| 12 oz. Bottles | - |
| 12 oz. Cans | - |
| 8" Mugs | - |
| # of Pans (Top) | - |
| # of Pans (Drawer) | - |
| Dividers | - |
| Trays | - |

ELECTRICAL DATA

| | |
|------------------------|--|
| Voltage | 115-60-1 |
| Full Load Amperage | 16A |
| Feed Wires with Ground | 3 |
| Cord Length | 9ft |
| NEMA Plug Type |  NEMA 5-20P |

REFRIGERATION DATA

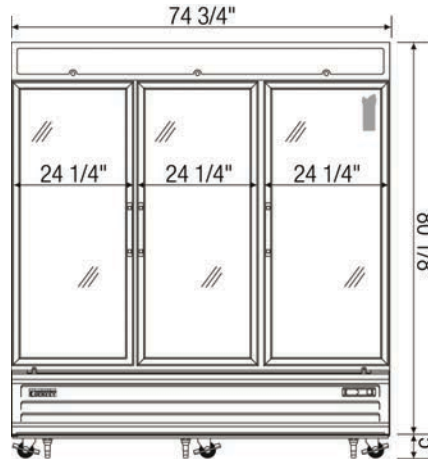
| | |
|---------------------|-----------|
| Compressor Mounting | Bottom |
| Refrigerant | R-290 |
| Compressor HP | 1-1/4 x 2 |
| BTU/HR [†] | 5441 x 2 |

KEY

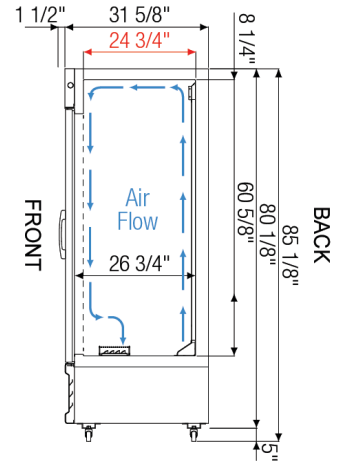
| | | | |
|----|------------|------|---------------|
| D | Door | R | Refrigerator |
| L | Lid | REF | Refrigerator |
| H | Half Door | F | Freezer |
| FD | Full Door | FRZ | Freezer |
| SD | Solid Door | DUAL | REF/FRZ Combo |
| GD | Glass Door | DR | Drawer |

| | | | | | |
|--|-----------|-------|------|----|------|
|  | Elevation | Right | Plan | 3D | Back |
| | | | | | |

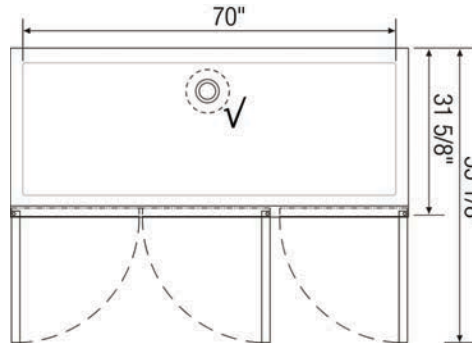
PLAN VIEW



FRONT



SIDE



TOP

ACCESSORIES & OPTIONS

| Part Number | Description |
|----------------------------|--|
| Additional Shelving | Contact Everest Refrigeration for more information. |
| AJL03-00 | Interchangeable Leg for Caster (Optional) |
| CASA3-02 | 3" Overall Height Caster Assembly - (3) Front (3) Rear |

([†]) Based on evaporating temperature of 23°F (-5°C) & condensing temperature of 131°F (55°C). ([‡]) Product capacity is calculated based on standard industry figures. (✳) Reference plan view for clarification on caster/unit height. If dimensions and capacity are critical, please contact Everest Refrigeration. Blizzard R290 replacement is at the sole discretion of Everest Refrigeration. Specifications subject to change without notice.